

BLOCK

domenech


Block
Cuit.

CUIT

KIT DE CONSTRUCCIÓN

THE ART OF
ENTERTAINMENT

CONSTRUCTION KIT | BAUKASTEN
CONSTRUÇÃO KIT | KIT DI COSTRUZIONE



**BLOCK
CUIT**

EMPRESA CUIT

CUIT es una empresa familiar, dedicada a la fabricación y diseño de maquetas a escala de edificios emblemáticos y mosaicos decorativos.

Empresa fundada hace más de 70 años, y una trayectoria familiar en el sector del juguete desde hace más de 100 años.

Utilizamos desde los inicios, métodos tradicionales de fabricación de piezas de cerámica en diferentes escalas, empleando las mejores arcillas para que los productos sean de excelente nivel de calidad.

Entre nuestros productos, podrás encontrar maquetas que reproducen edificios y monumentos arquitectónicos de diferentes épocas y estilos. También fabricamos kits para construir mosaicos decorativos.

FACTORY CUIT

CUIT is a family business, dedicated to the manufacture and design of scale models of emblematic buildings and decorative mosaics.

Company founded more than 70 years ago, and with a family trajectory in the toy sector for more than 100 years.

We used from the beginning, traditional methods of manufacturing ceramic pieces in different scales, using the best clays so that the products are of an excellent level of quality.

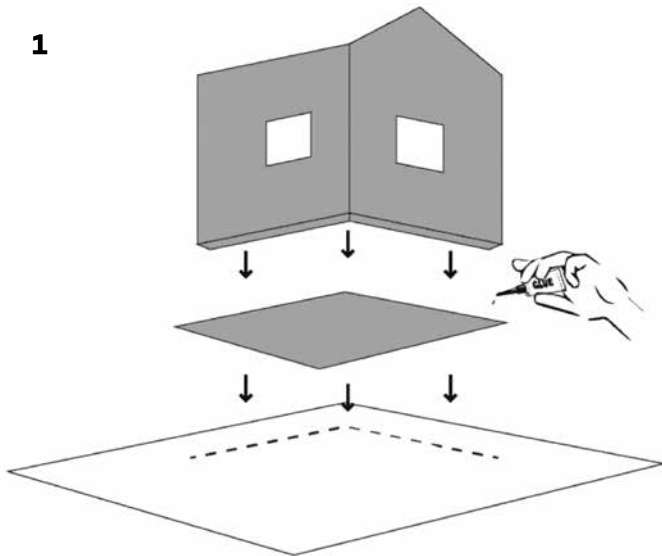
Among our products, you will find models that reproduce buildings and architectural monuments from different eras and styles. We also manufacture kits to build decorative mosaics.



INSTRUCCIONES DE MONTAJE

ASSEMBLY INSTRUCTIONS

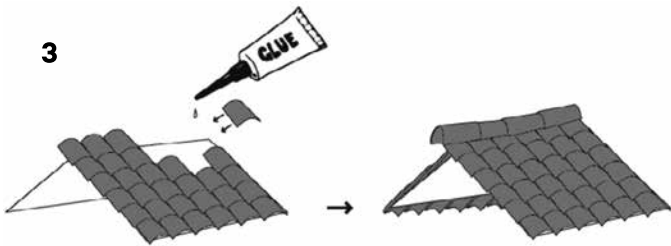
1



Montar la estructura de cartón y la unión a la base de la estructura.

Assemble the cardboard structure and the union to the base of the structure.

3



Es conveniente comenzar en orden ascendente vertical, para que no haya ningún error de montaje.

It is convenient to start in vertical ascending order, so that there is no assembly error.

5



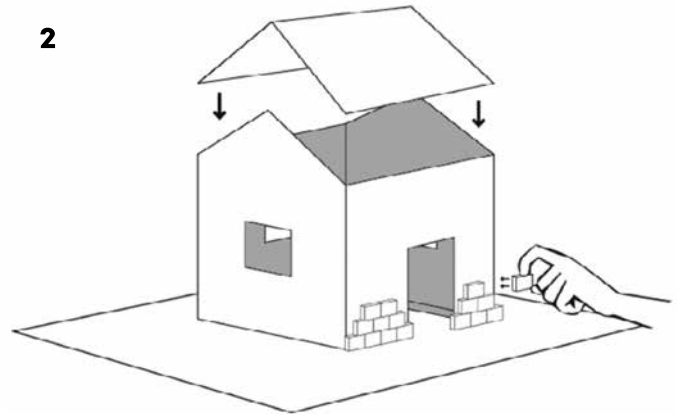
Agregar la decoración exterior como vegetación, rocas, vallas, etc. Y...

¡Nuestra maqueta ya está lista!

Add exterior decoration such as vegetation, rocks, fences, etc. And...

Our scale model is ready!

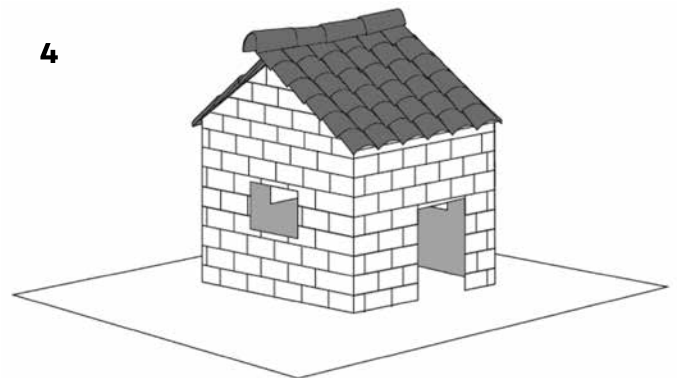
2



Una vez tengamos la estructura estable, comenzaremos a colocar las piezas externas a la arquitectura y las indicadas por las instrucciones de la misma.

Once we have the stable structure, we will begin to place the external parts to the architecture and those indicated by the instructions of the same.

4



Unir las partes finales montadas con sus piezas correspondientes.

Join the final assembled parts with their corresponding parts.

Nivel de dificultad
Difficulty Level



-
Bajo
Low

+
Muy alto
Very high

ÍNDICE

INDEX

H

Históricos
p_05

R

Rural
p_25

O

Old Cottage
p_18

B

Básico
p_34

M

Montaña
p_21

M

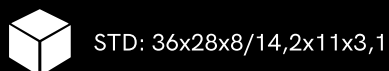
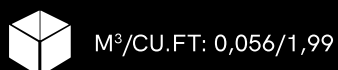
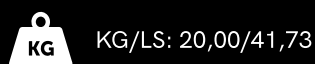
Mosaicos
p_37

Arco del triunfo, de 51 metros de alto y 45 de ancho, está de pie en uno de los puntos más importantes de París, justo donde convergen doce avenidas.

La idea original de este monumento fue de Napoleón I en 1846.

51 metres high and 45 metres wide, the Arc stands in one of the most important sites of Paris at the conergence of 12 avenues.

The original plans were laid by Napoleon the 1st in 1846.



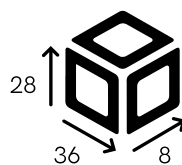
COD. EAN: 8420448036515

Dificultad



Ref. 03.651


Escala 1:180



ARCO DEL TRIUNFO

ARC DE TRIOMPHE

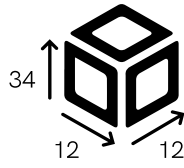
París





Ref. 03.653

Escala 1:165



La torre de Pisa o torre pendente di pisa (en italiano) es el campanario de la catedral de Pisa. Fue construida para que permaneciera en posición vertical, pero comenzó a inclinarse al inicio de su construcción en 1173.

The Leaning Tower of Pisa (italian: Torre pendente di Pisa) is the campanile, or freestanding bell tower, of the cathedral of the italian city of Pisa. The tower's tilt began during construction.

STD: 6



KG/LS: 15,00/33,04



M³/CU.FT: 0,056/1,99



STD: 36x28x8/14,2x11x3,1



COD. EAN: 8420448036539


Dificultad



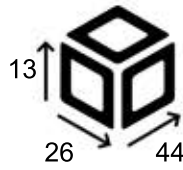
TORRE DE PISA

TOWER OF PISA

Pisa



Ref. 03.630
Escala 1:100





Iglesia El Álamo o la Misión de San Antonio de Valero, fue la primera misión española establecida a lo largo del río San Antonio y fundada el 1 de mayo de 1718. Constituye el origen de la actual ciudad de San Antonio en Texas (EE.UU.). Esta fortaleza consistía en una iglesia cercada por otras estructuras, construidas por los españoles en el siglo XVIII para la asimilación religiosa y cultural de nativos indígenas de la región (conversión de los indios al cristianismo), y el suministro de educación a estos indígenas después de la conversión.

The Alamo or Mission of San Antonio de Valero, was the first Spanish mission established along the San Antonio River and founded on May 1, 1718. It is the origin of the current city of San Antonio in Texas (USA).

This fortress consisted of a church surrounded by other structures, built by the Spaniards in the 18th century for the religious and cultural assimilation of native natives of the region (conversion of the Indians to Christianity), and the provision of education to these indigenous people after the conversion.

STD: 6 

KG/LS: 15,00/33,04 

M³/CU.FT: 0,056/1,99 

STD: 36x28x8/14,2x11x3,1 

COD. EAN: 8420448036301

Dificultad



EL ÁLAMO

Texas




La libertad iluminando el mundo, conocida como la Estatua de la Libertad, es uno de los monumentos más famosos de Nueva York, de los Estados Unidos y de todo el mundo.

Fué un regalo del gobierno francés al gobierno estadounidense en 1886 para conmemorar el centenario de la Declaración de Independencia de los Estados Unidos y como un signo de amistad entre las dos naciones.

The Statue of Liberty (Liberty Enlightening the World; French: La Liberté éclairant le monde) is a colossal neoclassical sculpture on Liberty Island in New York Harbor in New York City, in the United States. The copper statue, a gift from the people of France to the people of the United States, was designed by French sculptor Frédéric Auguste Bartholdi and its metal framework was built by Gustave Eiffel.

STD: 6 

KG/LS: 15,00/33,04 

M³/CU.FT: 0,056/1,99 

STD: 36x28x8/14,2x11x3,1 

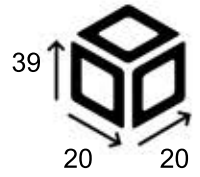
COD. EAN: 8420448036560

Dificultad



5B

Ref. 03.656
Escala 1:200



ESTATUA DE LA LIBERTAD STATUE OF LIBERTY

Nueva York-New York

La Puerta de Alcalá es uno de los monumentos mas significativos de Madrid. Fue mandada construir en 1599 por el rey Carlos III y es obra del arquitecto Francisco Sabatini.

La Puerta de Alcalá is one of the most significative monuments in the city of Madrid. The architecture by Fernando Sabatini and construction were commisioned by king Carlos III in 1599.



STD: 8



KG/LS: 15,00/33,00



M³/CU.FT: 0,056/1,99



STD: 36x28x8/14,2x11x3,1


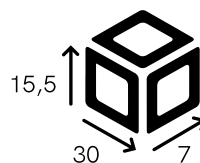
COD. EAN: 8420448036294

Dificultad



Ref. 03.629

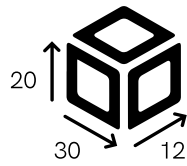
Escala 1:150



PUERTA DE ALCALÁ
Madrid (Spain) s. XVI

Ref. 03.652

Escala 1:125



Antigua puerta de Berlín y uno de los principales símbolos tanto de la ciudad como de Alemania.

Old entrance gate to the city of Berlin and one of the principal symbols of both, the city and of Germany.

STD: 6



KG/LS: 15,00/33,04



M³/CU.FT: 0,056/1,99



STD: 36x28x8/14,2x11x3,1



COD. EAN: 8420448036522


Dificultad



PUERTA DE BRANDENBURGO

BRANDENBURGER TOR

Berlín

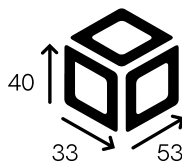


Iglesia Románica que fue consagrada en 1123. Es el máximo exponente del románico en la provincia de Lleida. Destaca el campanario de seis pisos, esbelto y de planta cuadrada. La cubierta es de madera.

Church consecrated in 1123. It is the major exponent of romanic religious architecture in the province of Lleida. The square bell tower rises to six floors with a wooden roof.

Ref. 03.625

Escala 1:80



STD: 6



KG/LS: 19,00/39,64



M³/CU.FT: 0,056/1,99




STD: 36x28x8/14,2x11x3,1

COD. EAN: 8420448036256

Dificultad

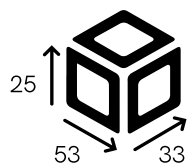


IGLESIA DE SANT CLIMENT DE TAÜLL
CHURCH OF SANT CLIMENT DE TAÜLL
Lleida (Spain) s. XII



Ref. 03.621


Escala 1:80





Iglesia románica. Es el máximo exponente del románico castellano. Hermosa pieza de arquitectura sobria y serena, que se empezó a construir hacia el 1060. Fundada como templo monástico por doña Mayor, viuda de Sancho el Mayor de Navarra.


This is one of the most characteristic examples of spanish romanic architecture from what is considered the finest period, (Romanic Castellano-Leones). This church, a beautiful work of sober, placid architecture that was started in 1060.



STD: 6 

KG/LS: 15,00/33,04 

M³/CU.FT: 0,056/1,99 

STD: 36x28x8/14,2x11x3,1 


COD. EAN: 8420448036218

Dificultad



IGLESIA DE SAN MARTIN FROMISTA
CHURCH OF SAN MARTIN DE FROMISTA
Palencia (Spain) s. XI

Block
Cuit.

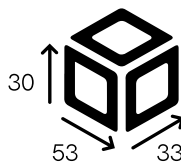


De estilo románico. Es uno de los templos funerarios del Camino de Santiago, en el que enterraban a los peregrinos fallecidos. El templo de Eunate destaca por su portada, con una rica ornamentación escultórica y por el conjunto de columnas que rodeaban al templo.

Of romanico style. It is one of the funerary temples of the Camino de Santiago, in which they buried the deceased pilgrims. The Eunate temple stands out for its front, with rich sculptural ornamentation and for the set of columns that surrounded the temple.

Ref. 03.622

Escala 1:80



STD: 6



KG/LS: 15,00/33,04




M³/CU.FT: 0,056/1,99



STD: 36x28x8/14,2x11x3,1

COD. EAN: 8420448036225

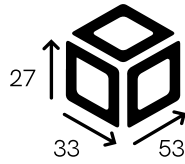
Dificultad



SANTA MARÍA DE EUNATE
Navarra (Spain) s. XII

Ref. 03.624


Escala 1:80




Uno de los atractivos de esta iglesia es su espadaña, de las mas bellas del románico palentino, con cuatro cuerpos troneras para campanas.

One of the most beautiful examples of Romanic architecture is the tower, which is constructed in three lifts with four belfries and includes highly decorated columns and lintels.

STD: 6 

KG/LS: 15,00/33,04 

M³/CU.FT: 0,056/1,99 


STD: 36x28x8/14,2x11x3,1 

COD. EAN: 8420448036249

Dificultad



SAN SALVADOR DE CANTAMUDA
CHURCH OF SAN SALVADOR DE CANTAMUDA
Palencia (Spain) s. XII



Originalmente edificio erigido por el rey de Asturias Ramiro I en el año 848 como palacete de descanso. En el siglo XIV se dedica todo el palacio a la iglesia.

Originally a building erected by the King of Asturias Ramiro I in the year 848 as a rest palace. In the 14th century, the entire palace was dedicated to the church.



STD: 6



KG/LS: 23,00/48,00



M³/CU.FT: 0,056/1,99



STD: 36x28x8/14,2x11x3,1

COD. EAN: 8420448036287

Dificultad




Es de estilo románico puro, la planta es de tres naves de cuatro tramos cada una, terminadas en sendos ábsides. Fue terminada por los monjes en el siglo XII.

This romanian style sanctuary finished by monks in the 12th century has three naves of four sections each with it's corresponding apses.

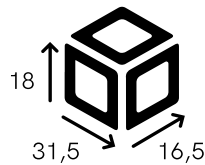
COD. EAN: 8420448036270

Dificultad



Ref. 03.628

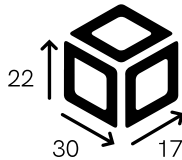
Escala 1:120



IGLESIA DE SANTA MARÍA DEL NARANCO **CHURCH OF SANTA MARIA DEL NARANCO** Oviedo (Spain) s. IX

Ref. 03.627

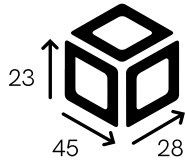
Escala 1:65



SANTUARIO DE SAN MIGUEL DE ARALAR **SANCTUARY SAN MIGUEL DE ARALAR** Navarra (Spain) s. XII

Ref. 03.626

Escala 1:87



Santa María de Lebeña es sin duda, una joya arquitectónica de las mas representativas del arte mozárabe en España. Es de planta de cruz latina y lo mas bello es el espacio interior.

Santa María de Lebeña is, undoubtedly, one of the most representative examples of mozarbic architecture. Built in the form of the latin cross and known for his beautiful interior.



STD: 6



KG/LS: 219,00/39,64



M³/CU.FT: 0,056/1,99



STD: 36x28x8/14,2x11x3,1




COD. EAN: 8420448036263

Dificultad

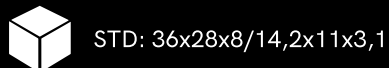
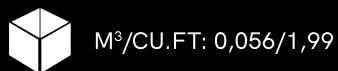
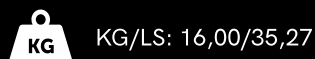


IGLESIA SANTA MARÍA DE LEBENA
CHURCH OF SANTA MARIA DE LEBENA
Navarra (Spain) s. XII



La torre, llamada inicialmente Christea Turris, se construyó en 1348 como parte de la expansión de la colonia genovesa de Constantinopla. Se trataba de la construcción que rodeaban la ciudadela genovesa de Gálata.

The tower, initially called Christea Turris, was built in 1348 as part of the expansion of the Genoese colony of Constantinople. It was the tallest building of the the Genoese citadel of Galata.

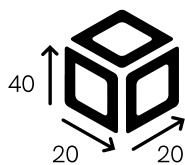


COD. EAN: 8420448036533


Dificultad



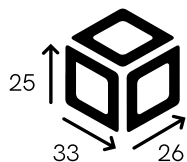
Ref. 03.655
Escala 1:180



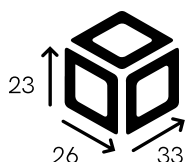
TORRE GALATA
GALATA TOWER
Estambul (Turkey) s. XIV



Ref. 03.613



Ref. 03.612



Típica ermita de origen románico de construcción estándar de la época

STD: 8



KG/LS: 14,00/30,84



M³/CU.FT: 0,056/1,99



STD: 36x28x6/14,2x11x2,4



COD. EAN: 8420448036133

COD. EAN: 8420448036126


Dificultad



ERMITA ROMÁNICA

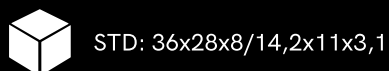
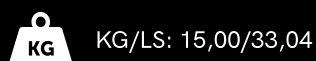
ROMANIC HERMITAGE

S. XII



Ermita de Santa Cecilia situada en Vallespinoso de Aguilar (Palencia), posicionada sobre una roca que sirve de pedestal.

Santa Cecilia hermitage is located in Villaespinoso de Aguilar, Palencia. It is built on a rocky escarpment which forms its foundation.



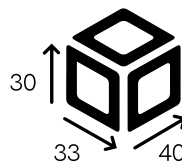
COD. EAN: 8420448036232

Dificultad



Ref. 03.623


Escala 1:80



ERMITA DE SANTA CECILIA

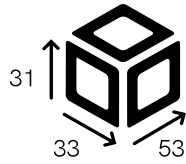
SANTA CECILIA HERMITAGE

Palencia (Spain)



Ref. 03.641

Escala 1:125



Castillo llamado de los almirantes, que se distinguió a favor de los Comuneros y su nombre va unido al valor de Padilla.

This is a gothic construction from the 15th century situated on an open plain of the Torozos hills, next to the village, which gives its name.

STD: 6



KG/LS: 15,00/33,04



M³/CU.FT: 0,056/1,99



STD: 36x28x8/14,2x11x3,1



COD. EAN: 8420448036416

Dificultad




CASTILLO DE TORRELOBATÓN

TORRELOBATÓN CASTLE

Valladolid (Spain) s. XV

Block
Cuit.

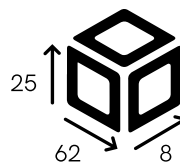



El puente de Alcántara es un puente romano en arco construido entre los años 103 y 104 d. C., que cruza el río Tajo en la localidad española de Alcántara, en la provincia de Cáceres.

The Alcantara Bridge is a Roman arch bridge built between 103 and 104 AD. C., which crosses the Tagus River in the Spanish town of Alcántara, in the province of Cáceres.

Ref. 03.661

Escala 1:300



STD: 6



KG/LS: 219,00/39,64



M³/CU.FT: 0,056/1,99



STD: 36x28x8/14,2x11x3,1

COD. EAN: 8420448036614


Dificultad



PUENTE ALCANTARA

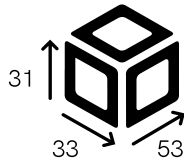
ALCANTARA BRIDGE

Cáceres (Spain) s. II



Ref. 03.654

Escala 1:125



Las Torres de Serranos o Puerta de Serranos son una de la muralla medieval de Valencia que aun permanecen en pie. El conjunto está formado por dos torres poligonales unidas por un cuerpo central donde se abre la puerta propiamente dicha, con forma de arco de medio punto.

The Serranos Towers or Serranos door are one of medieval wall of Valencia that still remain standing. The set consists of two polygonal towers joined by a central body where the door itself is opened, in the shape of a semicircular arch.

STD: 6



KG/LS: 15,00/33,04



M³/CU.FT: 0,056/1,99



STD: 36x28x8/14,2x11x3,1



COD. EAN: 8420448036546


Dificultad



TORRES DE SERRANOS

SERRANOS TOWERS

Valencia (Spain) s. XIV



ERMITA OLD COTTAGE
HERMITAGE OLD COTTAGE

Serie inspirada en los antiguos pueblos ingleses.

Series inspired by the old English towns.



STD: 8



KG/LS: 15,00/33,04



M³/CU.FT: 0,056/1,99



STD: 36x28x6/14,2x11x2,4

COD. EAN: 8420448035235

Dificultad



HERMITA OLD COTTAGE 3
HERMITAGE OLD COTTAGE 3



STD: 8



KG/LS: 15,00/33,04



M³/CU.FT: 0,056/1,99



STD: 36x28x6/14,2x11x2,4

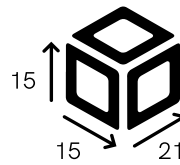
COD. EAN: 8420448035259

Dificultad




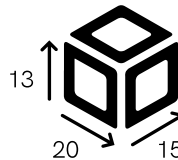
Ref. 03.523

Escala 1:87



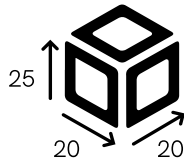
Ref. 03.525

Escala 1:87







Ref. 03.526
Escala 1:87




FARO
LIGHTHOUSE

STD: 8 

KG/LS: 10,00/33,04 

M³/CU.FT: 0,056/1,99 

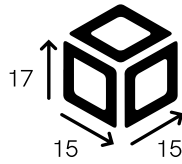
STD: 36x28x6/14,2x11x2,4 

COD. EAN: 84204480352

Dificultad





Ref. 03.524
Escala 1:87




MOLINO
WINDMILL

STD: 8 


KG/LS: 15,00/33,04 

M³/CU.FT: 0,056/1,99 

STD: 36x28x6/14,2x11x2,4 

COD. EAN: 8420448035242

Dificultad



HERMITA OLD COTTAGE 1
HERMITAGE OLD COTTAGE 1



STD: 8



KG/LS: 15,00/33,04



M³/CU.FT: 0,056/1,99



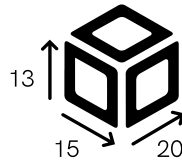
STD: 36x28x6/14,2x11x2,4

COD. EAN: 8420448035211

Dificultad



Ref. 03.521
Escala 1:87



HERMITA OLD COTTAGE 2
HERMITAGE OLD COTTAGE 2



STD: 8



KG/LS: 15,00/33,04



M³/CU.FT: 0,056/1,99




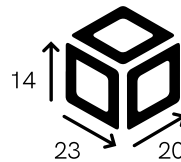
STD: 36x28x6/14,2x11x2,4

COD. EAN: 8420448035228

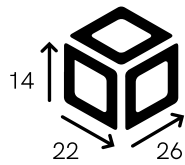
Dificultad



Ref. 03.522
Escala 1:87





Ref. 03.504
Escala 1:50




**GRANJA
FARM**

STD: 8 

KG/LS: 15,00/33,04 

M³/CU.FT: 0,056/1,99 

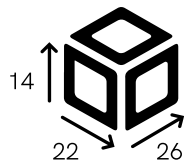
STD: 36x28x6/14,2x11x2,4 

COD. EAN: 8420448035044

Dificultad





Ref. 03.502
Escala 1:50




**REFUGIO
REFUGE**

STD: 8 

KG/LS: 14,00/30,84 

M³/CU.FT: 0,056/1,99 

STD: 36x28x6/14,2x11x2,4 

COD. EAN: 8420448035020

Dificultad




CHALET MINI
CHALET MINI

 STD: 8

 KG/LS: 15,00/33,04

 M³/CU.FT: 0,056/1,99

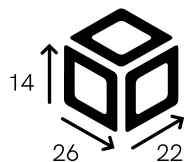
 STD: 36x28x6/14,2x11x2,4

COD. EAN: 8420448035013

Dificultad




Ref. 03.501
Escala 1:50




CASA ALPINA MINI
ALPINE HOUSE MINI

 STD: 8

 KG/LS: 15,00/33,04

 M³/CU.FT: 0,056/1,99

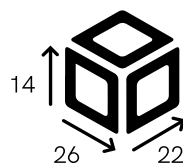
 STD: 36x28x6/14,2x11x2,4

COD. EAN: 8420448035037

Dificultad



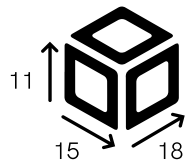
Ref. 03.503
Escala 1:50



M


Block
Cuit.


Ref. 03.527
Escala 1:87




CASA NORMANDÍA
NORMANDIA HOUSE

STD: 8 

KG/LS: 12,00/26,04 

M³/CU.FT: 0,056/1,99 

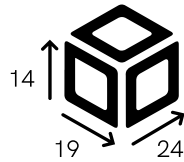
STD: 36x28x6/14,2x11x2,4 

COD. EAN: 8420448035273

Dificultad





Ref. 03.528
Escala 1:87




CASA FRANCESA
REGIÓN AUVERGNE
FRENCH HOUSE
AUVERGNE REGION

STD: 8 

KG/LS: 12,00/26,04 

M³/CU.FT: 0,056/1,99 

STD: 36x28x6/14,2x11x2,4 

COD. EAN: 8420448035280

Dificultad



CASA ALPINA
ALPINE HOUSE



STD: 8



KG/LS: 15,00/33,04



M³/CU.FT: 0,056/1,99



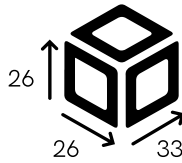
STD: 36x28x6/14,2x11x2,4

COD. EAN: 8420448035297

Dificultad



Ref. 03.607
Escala 1:50



CASA TIPICA REP. CHECA
TYPICAL HOUSE
CZECH REPUBLIC



STD: 8



KG/LS: 15,00/33,04



M³/CU.FT: 0,056/1,99



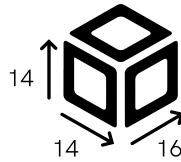
STD: 36x28x6/14,2x11x2,4

COD. EAN: 8420448036072

Dificultad



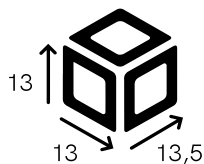
Ref. 03.529
Escala 1:87



M



Ref. 03.507
Escala 1:87



CASA PIRENAICA 2
TRADITIONAL PYRENEAN
HOUSE 2

STD: 8

KG/LS: 15,00/33,04

M³/CU.FT: 0,056/1,99

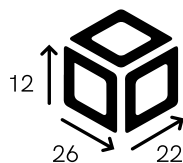
STD: 36x28x6/14,2x11x2,4

COD. EAN: 8420448035057

Dificultad



Ref. 03.508
Escala 1:87



BARRACA VALENCIANA
TRADITIONAL VALENCIAN
HOUSE

STD: 8

KG/LS: 13,00/26,04

M³/CU.FT: 0,056/1,99

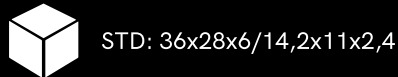
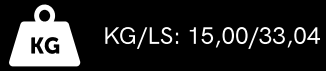
STD: 36x28x6/14,2x11x2,4

COD. EAN: 8420448035082

Dificultad



**CASA CÁNTABRA
TRADITIONAL
CANTABRIAN HOUSE**

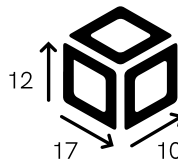


COD. EAN: 8420448035051

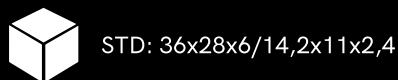
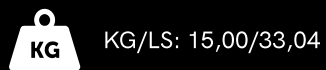
Dificultad



Ref. 03.505
Escala 1:87



**CASA PIRENAICA 1
TRADITIONAL PYRENEAN
HOUSE 1**


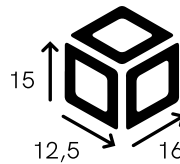


COD. EAN: 8420448035068

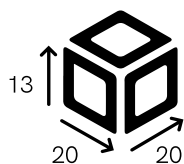
Dificultad



Ref. 03.506
Escala 1:87





Ref. 03.510
Escala 1:87




CASA GALLEGA
GALICIAN HOUSE

STD: 8 

KG/LS: 12,00/26,04 

M³/CU.FT: 0,056/1,99 

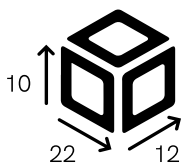
STD: 36x28x6/14,2x11x2,4 

COD. EAN: 8420448035106


Dificultad





Ref. 03.509
Escala 1:87




CASA IBICENCA
IBIZAN HOUSE

STD: 8 

KG/LS: 12,00/26,04 

M³/CU.FT: 0,056/1,99 

STD: 36x28x6/14,2x11x2,4 


COD. EAN: 8420448035099

Dificultad




HORREO ASTURIANO
ASTURIAN GRANERY

 STD: 8

 KG/LS: 10,00/22,03

 M³/CU.FT: 0,056/1,99

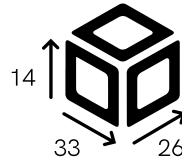
 STD: 36x28x6/14,2x11x2,4

COD. EAN: 8420448036324

Dificultad




Ref. 03.632
Escala 1:50




HORREO GALLEGO
GALICIAN GRANER

 STD: 8

 KG/LS: 10,00/22,03

 M³/CU.FT: 0,056/1,99

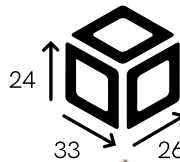
 STD: 36x28x6/14,2x11x2,4

COD. EAN: 8420448036317

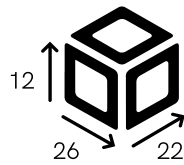
Dificultad



Ref. 03.631
Escala 1:50



Ref. 03.511
Escala 1:87



ESCALA HO

STD: 8

KG/LS: 12,00/26,04

M³/CU.FT: 0,056/1,99

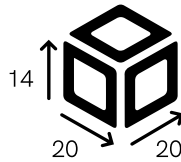
STD: 36x28x6/14,2x11x2,4

COD. EAN: 8420448035112

Dificultad



Ref. 03.512
Escala 1:87



ESCALA HO

STD: 8

KG/LS: 12,00/26,04

M³/CU.FT: 0,056/1,99

STD: 36x28x6/14,2x11x2,4

COD. EAN: 8420448035129

Dificultad



ESCALA HO



STD: 8



KG/LS: 12,00/26,04



M³/CU.FT: 0,056/1,99



STD: 36x28x6/14,2x11x2,4

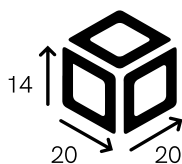
COD. EAN: 8420448035136

Dificultad



Ref. 03.513

Escala 1:87



ESCALA HO



STD: 8



KG/LS: 12,00/26,04



M³/CU.FT: 0,056/1,99



STD: 36x28x6/14,2x11x2,4


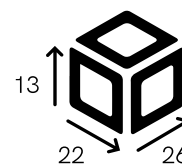
COD. EAN: 8420448035143

Dificultad

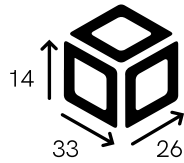


Ref. 03.514

Escala 1:87



Ref. 03.605
Escala 1:60



CASA DE HUESCA

La casa de la antigua Osca, es una pequeña y graciosa vivienda rural de excelente construcción en piedra, para combatir los fríos de los rigurosos inviernos oscenses.

Traditional house from Huesca.

STD: 8

KG/LS: 20,00/41,73

M³/CU.FT: 0,056/1,99

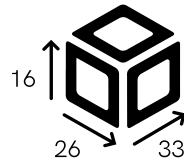
STD: 36x28x6/14,2x11x2,4

COD. EAN: 8420448036058

Dificultad



Ref. 03.601
Escala 1:50



CASA CON CORRAL

STD: 8

KG/LS: 18,00/39,64

M³/CU.FT: 0,056/1,99

STD: 36x28x6/14,2x11x2,4

COD. EAN: 8420448036010

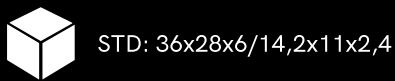
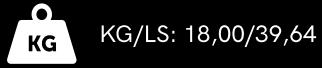
Dificultad



CASA DE LEÓN

Construidas con piedra y pizarra, son unas rústicas y sólidas viviendas rurales leonesas, caracterizadas por sus fachadas sobrias y austeras.

Typical house from Leon.



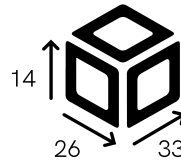
COD. EAN: 8420448036065

Dificultad

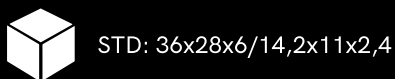
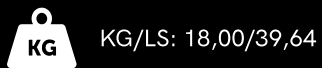


Ref. 03.606

Escala 1:60



CASA CON POZO




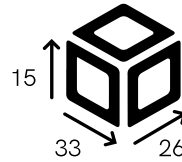
COD. EAN: 8420448036027

Dificultad

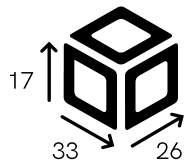


Ref. 03.602

Escala 1:60





Ref. 03.603
Escala 1:60




CASA RURAL
RURAL HOUSE

STD: 8 

KG/LS: 19,00/39,64 

M³/CU.FT: 0,056/1,99 

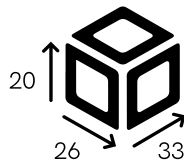
STD: 36x28x6/14,2x11x2,4 

COD. EAN: 8420448036034

Dificultad




Ref. 03.604
Escala 1:60




CASA RURAL
RURAL HOUSE

STD: 8 

KG/LS: 19,00/39,64 

M³/CU.FT: 0,056/1,99 

STD: 36x28x6/14,2x11x2,4 

COD. EAN: 8420448036041

Dificultad



HOBITÓN



STD: 8



KG/LS: 12,00/26,45



M³/CU.FT: 0,056/1,99



STD: 36x28x6/14,2x11x2,4

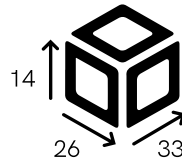
COD. EAN: 8420448035304

Dificultad



Ref. 03.530

Escala 1:60



MOLINO



STD: 8



KG/LS: 12,00/26,45



M³/CU.FT: 0,056/1,99



STD: 36x28x6/14,2x11x2,4

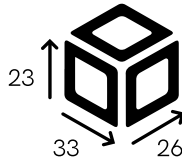
COD. EAN: 8420448036331

Dificultad

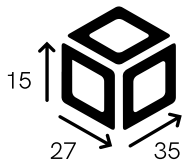


Ref. 03.633

Escala 1:60



Ref. 03.303
Escala 1:60



CASA BÁSICA 1
BASIC HOUSE 1

STD: 4

KG/LS: 13,00/28,63

M³/CU.FT: 0,046/1,62

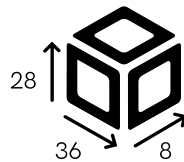
STD: 45x36x6/17,7x14,2x2,4

COD. EAN: 8420448033033

Dificultad



Ref. 03.404
Escala 1:60



CASA BÁSICA 2
BASIC HOUSE 2

STD: 8

KG/LS: 10,00/22,03

M³/CU.FT: 0,056/1,99

STD: 36x28x6/14,2x11x2,4

COD. EAN: 8420448034047

Dificultad




Block
Cuit.


B

CASA BÁSICA 3
BASIC HOUSE 3

 STD: 8

 KG/LS: 10,00/22,03

 M³/CU.FT: 0,056/1,99

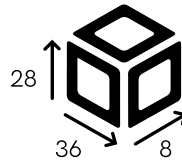
 STD: 36x28x6/14,2x11x2,4

COD. EAN: 8420448034023

Dificultad




Ref. 03.402
Escala 1:60




CASA BÁSICA 4
BASIC HOUSE 4

 STD: 4

 KG/LS: 13,00/28,63

 M³/CU.FT: 0,046/1,62

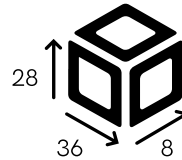
 STD: 45x36x6/17,7x14,2x2,4

COD. EAN: 8420448032036

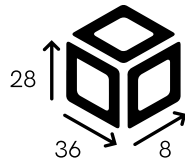
Dificultad



Ref. 03.203
Escala 1:60



Ref. 03.302
Escala 1:60



CASA BÁSICA 5
BASIC HOUSE 5

STD: 4

KG/LS: 14,00/30,84

M³/CU.FT: 0,046/1,62

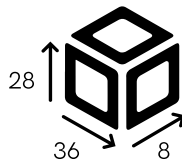
STD: 45x36x6/17,7x14,2x2,4

COD. EAN: 8420448033026

Dificultad



Ref. 03.403
Escala 1:60



CASA BÁSICA 6
BASIC HOUSE 6

STD: 8


KG/LS: 11,00/24,23

M³/CU.FT: 0,056/1,99

STD: 36x28x6/14,2x11x2,4

COD. EAN: 8420448034030

Dificultad



MOSAICOS

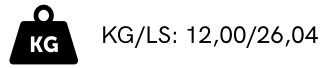
Construya estos bonitos mosaicos y despues podra utilizarlos como elementos decorativos colgandolos en la pared, sobre mesas o como azulejos en paredes de cocinas y baños, etc.

These beautiful mosaics can be constructed on almost any surface and used as hanging wall decorations, coffee table, inlays, bathroom or kitchen tile inlays, etc.

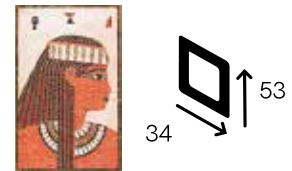


CLEOPATRA

Ref. 02.115



Dificultad

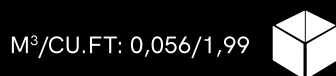
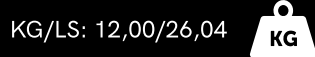



COD. EAN: 8420448021115



TUTANKHAMON

Ref.02.111



COD. EAN: 8420448021153






LA MONA LISA LA GIOCONDA

Ref.02.013

 STD: 8

 KG/LS: 12,00/26,44

 M³/CU.FT: 0,046/1,62

 STD: 6


Dificultad




COD. EAN: 8420448020132


PIRAMIDE PYRAMID

Ref. 02.014


STD: 8 

KG/LS: 12,00/26,44 

M³/CU.FT: 0,046/1,62 

STD: 6 

Dificultad



COD. EAN: 8420448020149

Block
Cuit.

M


M


Block
Cuit.

MARIPOSA BUTTERFLY

Ref. 02.011


 STD: 8

 KG/LS: 12,00/26,44


 M³/CU.FT: 0,046/1,62

 STD: 6

Dificultad




COD. EAN: 8420448020118



CABALLO HORSE

Ref. 02.113

 STD: 8

 KG/LS: 12,00/26,44

 M³/CU.FT: 0,046/1,62

 STD: 6

Dificultad



COD. EAN: 8420448021139

JIRAFAS GIRAFFE

Ref. 02.112

Dificultad



STD: 8



KG/LS: 12,00/26,44



M²/CU.FT: 0,046/1,62



STD: 6



COD. EAN: 8420448021122

ANFORA ROMANA ROMAN AMPHORA

Ref. 02.114



STD: 8

Dificultad




KG/LS: 12,00/26,44



M²/CU.FT: 0,046/1,62



STD: 6




COD. EAN: 8420448021146




MOSAICOS

Los siguientes mosaicos contienen las mismas medidas tanto embalaje como el tamaño del mismo.

 STD: 12

 KG/LS: 12,00/26,44

 M³/CU.FT: 0,056/1,99

 STD: 28x23x4,5/11x9x1,8

Dificultad



Ref. 02.221

COD. EAN: 8420448022211




Ref. 02.222

COD. EAN: 8420448022228



Ref. 02.223

COD. EAN: 8420448022235



M

Block
Cuit.



Ref. 02.201
CAPRICORNIO



Ref. 02.202
AQUARIO



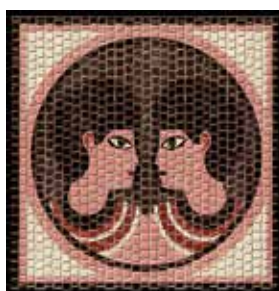
Ref. 02.203
PISCIS



Ref. 02.204
ARIES



Ref. 02.205
TAURO



Ref. 02.206
GEMINIS



Ref. 02.207
CANCER




Ref. 02.208
LEO



Ref. 02.209
VIRGO



Ref. 02.210
LIBRA



Ref. 02.211
ESCORPIO



Ref. 02.212
SAGITARIO

PIEZAS DE REPUESTO

CUIT ofrece una amplia gama de piezas de recambio (fieles reproducciones de la realidad, en distintas escalas y colores) fabricadas con arcillas naturales.

Con ellas podrán ampliar los kits, o incluso llevar a cabo diseños propios.

SPARE PARTS

CUIT offers a wide range of spare parts (faithful reproductions of reality, in different scales and colors) made with natural clays an packed in two formats.

Whit them you can expand the kits, or even carry out own designs.



PIEDRAS 6x6 mm



PIEDRAS 4x6 mm





PRESENTACIÓN DE PRODUCTO PRODUCT PRESENTATION

Nuestros kits incluyen todos los materiales necesarios para montar la maqueta.

- Piezas cerámicas, de diferentes formas y tamaños.
- Cola, como adhesivo.
- Estructura base del edificio, material de cartón y con trazos intuitivos.
- Maderas estructura, para la construcción del tejado o soporte estructural.
- Manual de instrucciones de montaje.
- Elementos decorativos, como árboles y césped.

Our kits include all the materials necessary to assemble the model.

- *Ceramic pieces, of different shapes and sizes.*
- *Glue, as an adhesive.*
- *Base structure of the building, cardboard material and with intuitive lines.*
- *Wood structure, for the construction of the roof or structural support.*
- *Assembly instructions.*
- *Decorative elements, such as trees and grass.*

THE ART OF ENTERTAINMENT

KIT DE CONSTRUCCIÓN

CONSTRUCTION KIT | BAUKASTEN
KIT DI COSTRUZIONE | CONSTRUÇÃO KIT



Beneficios Cognitivos (AIJU)

El producto Cuit esta abalado por AIJU (Instituto tecnológico del juguete), como producto didáctico para el desarrollo de capacidades cognitivas, como concentración, atención o velocidad mental.

También tiene resultados muy positivos con personas de movilidad reducida en las manos, como artritis.


Cada una de las maquetas tiene señalado su nivel de dificultad, habiéndolas evaluado del 1 al 5 de menor a mayor dificultad.

Cognitive Benefits (AIJU)

The Cuit product is promoted by AIJU (Technological Toy Institute), as a didactic product for the development of cognitive abilities, such as concentration, attention or mental speed, It also has very positive results with people with reduced mobility in their hands, such as arthritis.

Each one of the models has its level of difficulty marked, having evaluated them from 1 to 5 from least to greatest difficulty.

**BLOCK
CUIT**



BLOCK CUIT

Fabricado en España por:
Made in Spain by:

HIJOS DE JOAQUIN DOMÉNECH, S.L.

Camino de la Garrofera s/n 2da. nave dcha.
46250 Montortal (Valencia), España
Telefono: +34 96 244 33 04
Fax: +34 96 244 34 56
Correo: hijosj@domenechcuit.com
sales@domenechcuit.com

www.domenechcuit.com

